



# Ketamah

Size 125 wide by 115 high


This chart shows the entire design. Enlarged quadrants are shown in following pages


Rows outlined in red are center lines both horizontally and vertically. Do not repeat these rows when stitching the design in full. The precise center of the design is the unit where the center rows intersect.






This design practically begs for a fiber background with a beaded needlepoint focal area. You could also use cross stitch for the focal area and longstitch for the background. Either technique would give texture to the focal areas and make the background less important.

 **DELICA** 261  
**APPLETON** 123  
**MIYUKI SEED BEADS** 1072L  
**DMC FLOSS** 310  
 6149

 **DELICA** 205  
**APPLETON** 696  
**MIYUKI SEED BEADS** 1236  
**DMC FLOSS** 3848  
 2686

 **DELICA** 2286  
**APPLETON** 992  
**MIYUKI SEED BEADS** 2021  
**DMC FLOSS** 3813  
 1398

 **DELICA** 1363  
**APPLETON** 842  
**MIYUKI SEED BEADS** 4452  
**DMC FLOSS** 301  
 662

 **DELICA** 2114  
**APPLETON** 844  
**MIYUKI SEED BEADS** 4456  
**DMC FLOSS** 402  
 964

 **DELICA** 795  
**APPLETON** 523  
**MIYUKI SEED BEADS** 412F  
**DMC FLOSS** 436  
 394

 **DELICA** 1577  
**APPLETON** 644  
**MIYUKI SEED BEADS** 4217F  
**DMC FLOSS** 712  
 568

 **DELICA** 2318  
**APPLETON** 465  
**MIYUKI SEED BEADS** 414F  
**DMC FLOSS** 436  
 658

 **DELICA** 2319  
**APPLETON** 403  
**MIYUKI SEED BEADS** 1074  
**DMC FLOSS** 712  
 521



DESIGN ASPECT WORKED IN UNIFORMLY SQUARE UNITS



DESIGN ASPECTS LOOMED WITH SEED BEADS



DESIGN ASPECT LOOMED WITH CYLINDER BEADS

